

**PAKISTAN'S  
LARGEST  
SELLING**  
BRAND OF STEEL BARS

# Results For The Half Year Ended 31 December 2018



**AMRELI STEELS**  
Building for Life

# Key Highlights

HALF YEAR ENDED 31 DECEMBER 2018

Gross Profit Margin 12.38%

Operating Profit Margin 8.02%

Net Profit Margin 4.20%

Earning Per Share 1.74

HALF YEAR ENDED 31 DECEMBER 2017

Gross Profit Margin 18.67%

Operating Profit Margin 12.76%

Net Profit Margin 8.41%

Earning Per Share 1.77

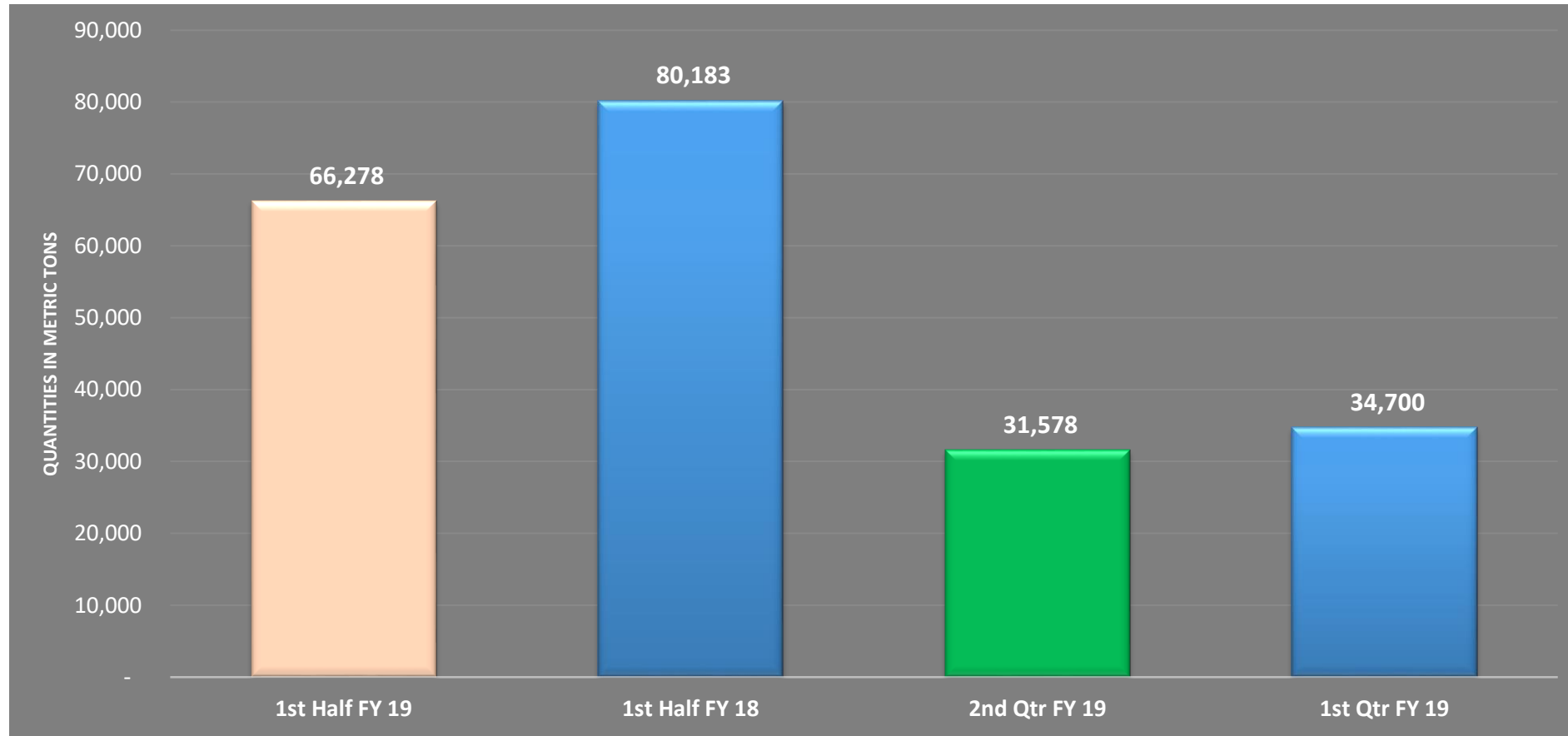
# Profit or loss statement

	Half year Ended 31 Dec 2018	Half Year Ended 31 Dec 2017	Quarter Ended 31 Dec 2018	Quarter Ended 30 Sep 2018
	-----Rupees '000'-----			
Sales	12,317,227	6,237,866	6,394,866	5,922,361
Cost Of Sales	(10,791,904)	(5,073,129)	(5,777,716)	(5,014,188)
<b>Gross Profit</b>	<b>1,525,323</b>	<b>1,164,737</b>	<b>617,150</b>	<b>908,173</b>
Distribution Cost	(284,927)	(135,835)	(128,959)	(155,967)
Administrative Cost	(236,682)	(184,446)	(127,473)	(109,209)
Other Charges	(45,480)	(49,407)	(9,193)	(36,287)
Other Opr. Income	29,398	768	6,870	22,528
<b>Operating Profit</b>	<b>987,632</b>	<b>795,817</b>	<b>358,395</b>	<b>629,238</b>
Finance Cost	(489,638)	(206,752)	(281,027)	(208,611)
Profit Before Tax	497,994	589,065	77,368	420,627
Taxation	18,338	(64,654)	30,377	(12,039)
<b>Profit After Tax</b>	<b>516,332</b>	<b>524,411</b>	<b>107,745</b>	<b>408,588</b>

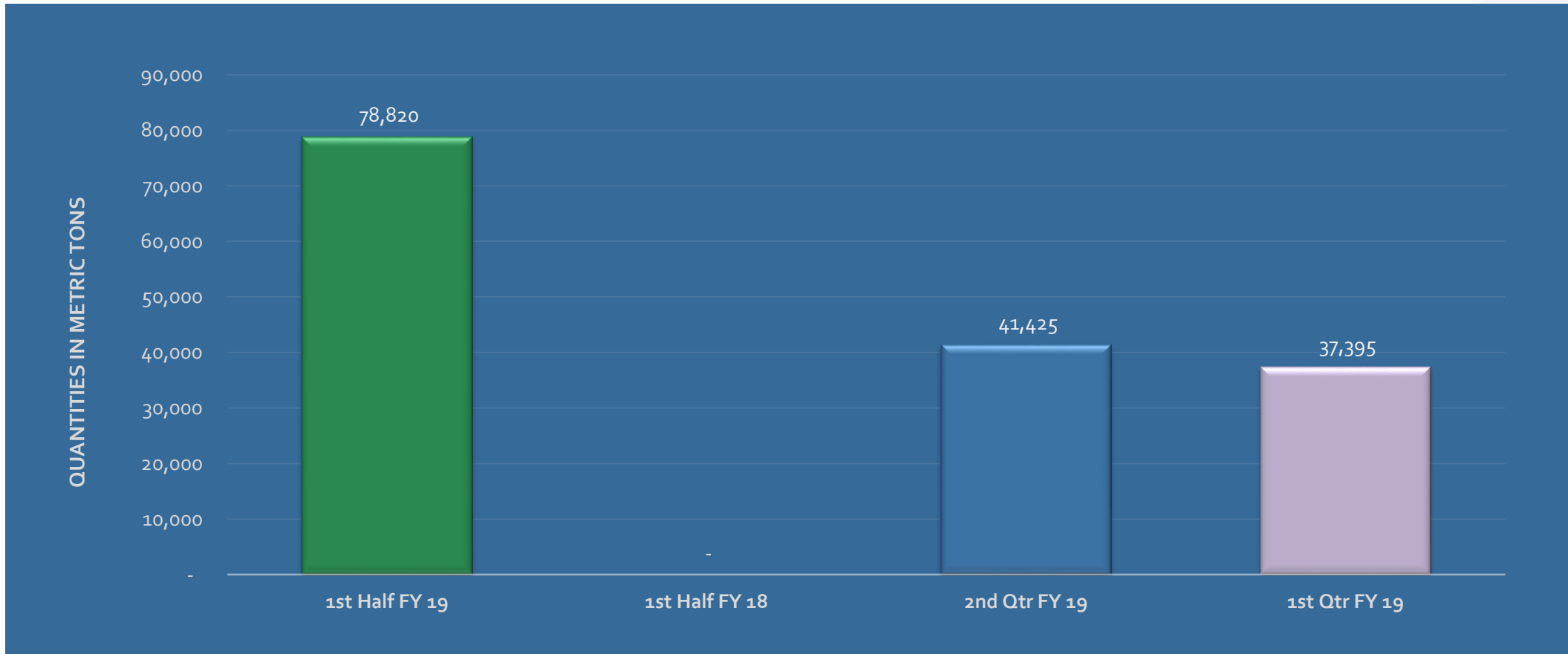
# Vertical Analysis

	Half year Ended 31 Dec 2018	Half Year Ended 31 Dec 2017	Quarter Ended 31 Dec 2018	Quarter Ended 30 Sep 2018
Sales	100.00%	100.00%	100.00%	100.00%
Cost Of Sales	87.62%	81.33%	90.35%	84.67%
<b>Gross Profit</b>	<b>12.38%</b>	<b>18.67%</b>	<b>9.65%</b>	<b>15.33%</b>
Distribution Cost	2.31%	2.18%	2.02%	2.63%
Administrative Cost	1.92%	2.96%	1.99%	1.84%
Other Charges	0.37%	0.79%	0.14%	0.61%
Other Opr. Income	0.24%	0.01%	0.11%	0.38%
<b>Operating Profit</b>	<b>8.02%</b>	<b>12.76%</b>	<b>5.60%</b>	<b>10.62%</b>
Finance Cost	3.98%	3.31%	4.39%	3.52%
Profit Before Tax	4.04%	9.44%	1.21%	7.10%
Taxation	0.15%	1.04%	0.48%	0.20%
<b>Profit After Tax</b>	<b>4.19%</b>	<b>8.41%</b>	<b>1.68%</b>	<b>6.90%</b>

# Production Quantities – Sher Shah rolling mill



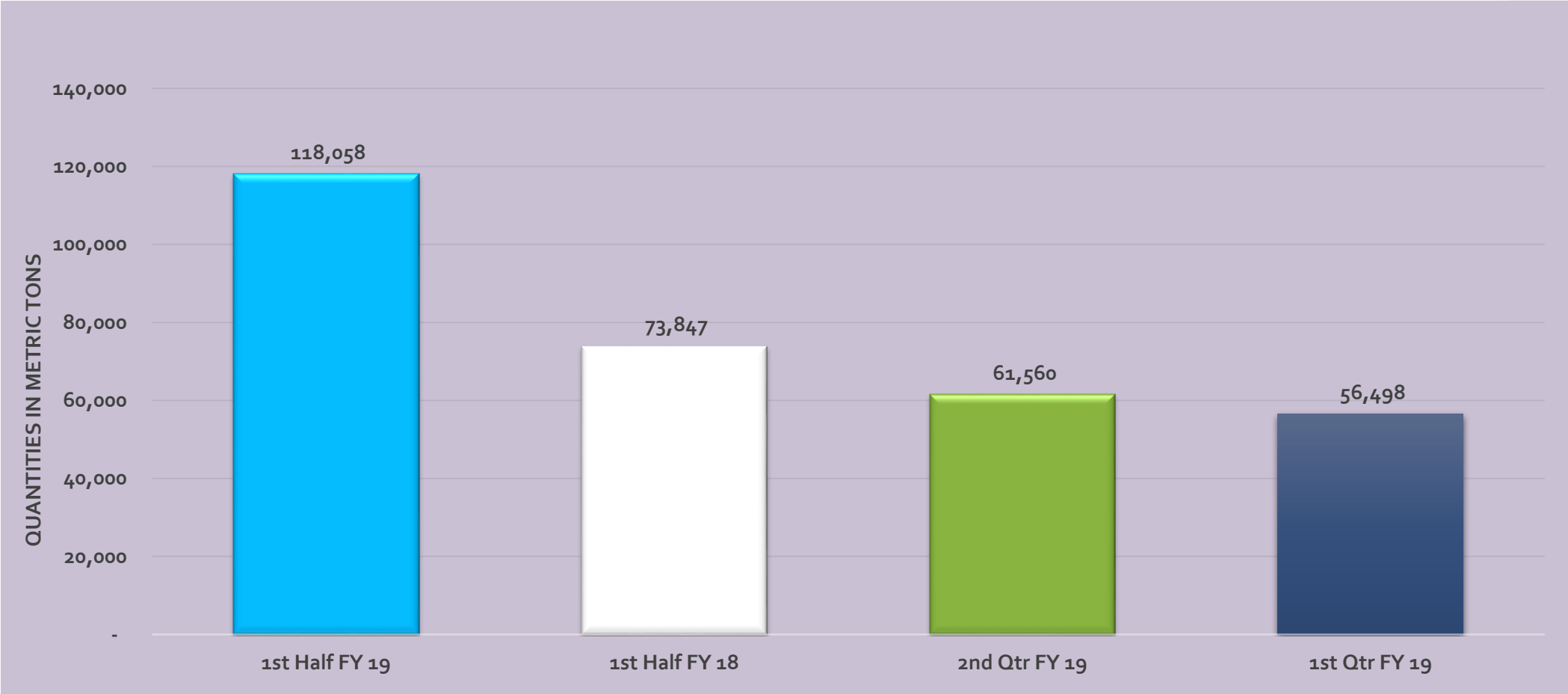
# Production Quantities – Dhabeji rolling mill



# Production Quantities – Steel melt shop



# Sales quantities – Prime rebars





# Sales Quantities – Prime rebars

Description	Half year ended 31 December 2018	Half year ended 31 December 2017	Quarter ended 31 December 2018	Quarter ended 30 September 2018
ASL Rebar -SRM	61,537	73,847	33,233	28,304
ASL Rebar - DRM	56,521	-	28,327	28,194
<b>Total Rebars</b>	<b>118,058</b>	<b>73,847</b>	<b>61,560</b>	<b>56,498</b>



**Thank you**

